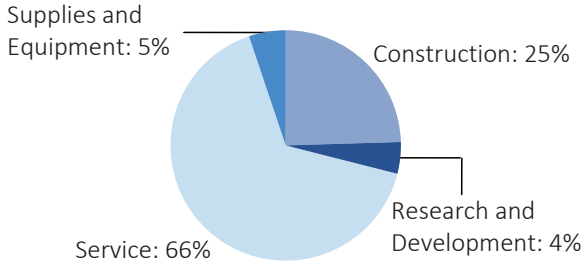


HAWAII

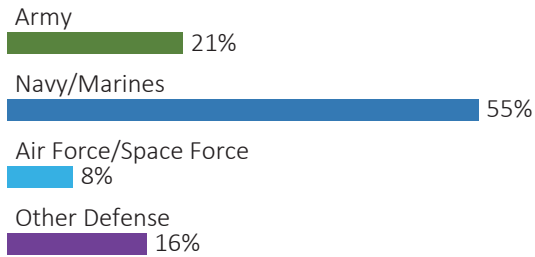
#21 \$10.0 B SPENT IN STATE	#2 9.2% OF STATE GDP	1.6% OF TOTAL U.S. DEFENSE SPENDING	\$6,943 PER RESIDENT	#28 \$3.6 B CONTRACT SPENDING	#20 \$143.7 M GRANT SPENDING	#9 \$6.2 B PERSONNEL SPENDING	#9 73,072 NUMBER OF PERSONNEL
--	-----------------------------------	--	-----------------------------------	--	---	--	--

DEFENSE CONTRACTS

By Type



By Service



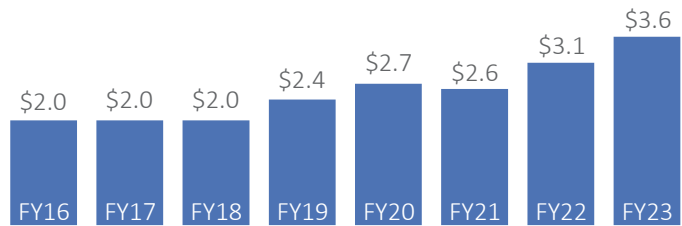
Top Defense Contractors

(M = millions)

Dragados/Hawaiian Dredging/Orion JV	\$463.6 M
Nan, Inc.	\$327.3 M
IES Downstream, LLC	\$178.6 M
V2X	\$108.5 M
AECOM	\$101.1 M
Kiewit Corporation	\$82.9 M
Hensel Phelps - Shimizu JV	\$75.8 M
Koa Lani JV, LLC	\$74.6 M
APTIM	\$52.1 M
PCL Employees Holdings, Ltd.	\$51.7 M

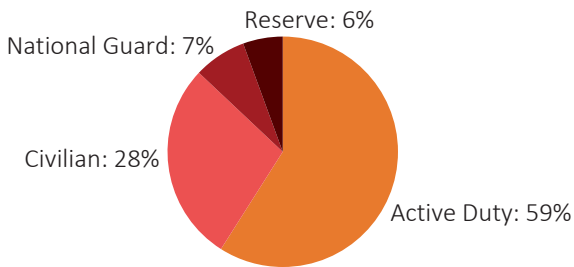
Contract Awards Performed

(By Fiscal Year, billions)

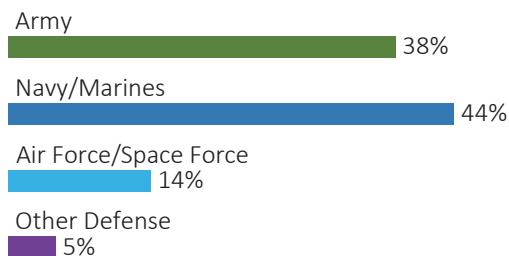


DEFENSE PERSONNEL

Allocations, By Type



Allocations, By Service



\$6.2 BILLION
TOTAL PAYROLL

73,072
TOTAL PERSONNEL

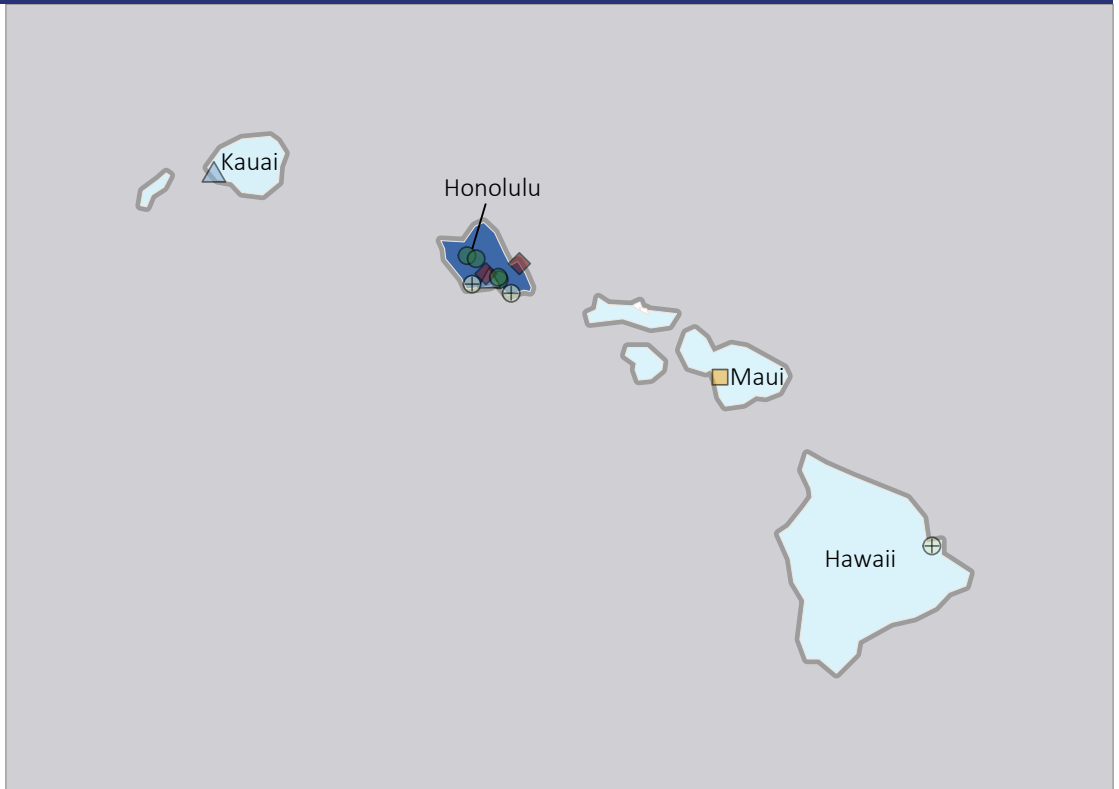
Top Defense Personnel Locations

County	Active Duty	Civilian	National Guard	Reserve	Total
Honolulu	37,364	20,048	4,619	3,919	65,950
Hawaii	48	174	406	75	703
Kauai	77	180	157	0	414
Maui	19	73	219	36	347
Kalawao	ND	ND	0	0	ND

TOP DEFENSE CONTRACT SPENDING LOCATIONS

(M = millions, B = billions)

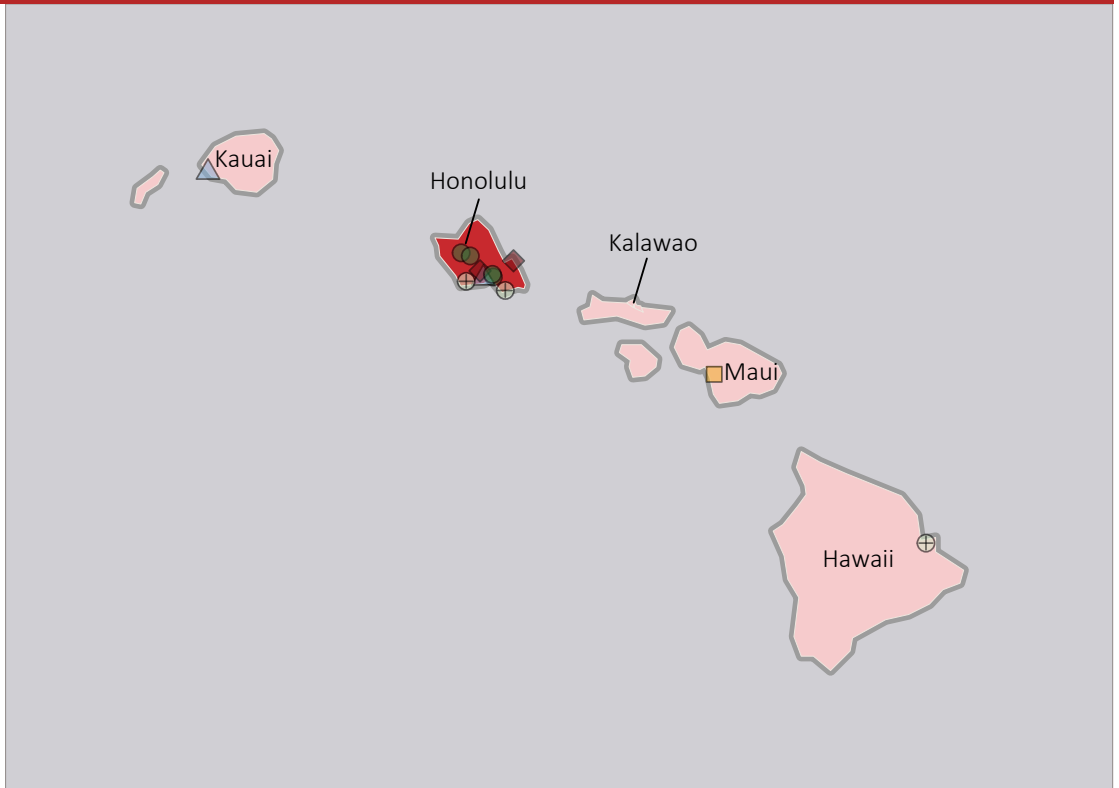
- Honolulu
\$3.5 B
- Kauai
\$99.2 M
- Hawaii
\$50.6 M
- Maui
\$24.3 M



TOP DEFENSE PERSONNEL SPENDING LOCATIONS

(K = thousands, M = millions, B = billions)

- Honolulu
\$5.6 B
- Kauai
\$33.8 M
- Hawaii
\$30.1 M
- Maui
\$15.7 M
- Kalawao
\$275.9 K



■ AF Active
 ■ AF Guard
 AF Reserve
 ● Army Active
 ⊕ Army Guard
 Army Reserve
 ◆ MC Active
 MC Reserve
 ▲ Navy Active
 Navy Reserve
 ✱ WHS